


ADDISON®

SMALL INDIRECT-FIRED AIR TURNOVER UNITS FOR HEATING AND/OR COOLING APPLICATIONS



SAAT-SERIES

Industry-Leading 85% Efficient Burner

Exceeds market benchmarks for drum-and-tube indirect fired air turnover equipment

- Can be ideal for smaller commercial, institutional and industrial spaces: Compact design allows unit to be placed in facilities with ceiling height as low as 13ft.
- Dependable, Trustworthy Operation: Unit includes touchsafe electrical panel, factory-mounted rotary disconnect, high temperature limit switch and power cut-off switches at inlet plenum access as standard.
- Helps minimize heat stratification: Can maintain uniform vertical and horizontal building temperatures.
- Unique, Modular Design: Cooling module can be added to non-cool units in field.

www.addison-hvac.com
Telephone: +1.407.292.4400



SMALL INDIRECT-FIRED AIR TURNOVER UNITS

ADDISON® small air turnover units are typically installed in new or retrofit commercial and industrial applications.

Reliable, Efficient System Operation Provided by:

- Four-sided inlet and three-sided discharge plenums with grilles to provide consistent and efficient air movement throughout the space.
- High temperature limit switch, which monitors discharge temperature to prevent an overheating situation.
- Power burner with built-in combustion fan to eliminate induced draft fan in flues less than 40ft in length.
- Factory-mounted rotary disconnect which automatically cuts power to unit when control enclosure door is opened.
- Touch-safe electrical panel to prevent finger access to hazardous components.
- Two-stage, R410A A-frame cooling coil, mounted above heat exchanger.
- Unit-mounted seven-day programmable thermostat with fan-only and temporary override features.

Ease of Maintenance Provided by:

- Filters housed in filter racks located on exterior of inlet plenum for easy cleaning and changing.
- Fan and fan motor easily accessible through inlet plenum.
- Exterior-mounted burner assembly provides unobstructed access for operation and maintenance.

Long Lasting Construction Provided by:

- Fully-painted cabinet that provides long-lasting and visually-pleasing unit exterior.
- Heavy-duty durable propeller fan with 10 gauge blades and heavy-gauge welded venturi frame for low ambient sound.
- Multi-pass, drum-and-tube heat exchanger consisting of 321 stainless steel primary drum and mild steel secondary tubes.
- Premium efficiency, totally-enclosed fan-cooled (TEFC) motor as standard to protect against damage.
- Self-standing cabinet composed of 20 ga galvanized steel.

Suit Most Applications with Availability of:

- Natural gas or LPG burner.
- Cooling coil assembly that can retrofit air-only or heat-only units in the field.
- Units for single-phase, three-phase and 575 V applications.
- Optional matching condenser unit for cool-only and heat-cool units.

SMALL INDIRECT-FIRED AIR TURNOVER UNIT APPLICATIONS

Automotive Centers, Maintenance Facilities and Industrial Facilities

- Heat-cool unit can quickly achieve space temperature setpoint after opening and closing of bay doors.

Commercial Spaces

- Heat-cool units can maintain year-around comfort in open commercial spaces such as showrooms.

Indoor Sports Facilities

- 100% return air operation helps provide quick recovery of space temperature when switching from unoccupied periods to occupied periods.

Pharmaceutical/Cosmetic Storage

- Heat-cool unit can maintain strict FDA-stipulated temperature ranges for regulated products.

Retrofit Facilities

- Units require no ductwork that could potentially conflict with other product or equipment in the space.

Warehousing and Storage Areas

- Constant circulating airflow keeps dust from settling on boxes, helps prevent consumer perception of "old parts".

SMALL INDIRECT-FIRED AIR TURNOVER UNIT TECHNICAL DATA AND CLEARANCES

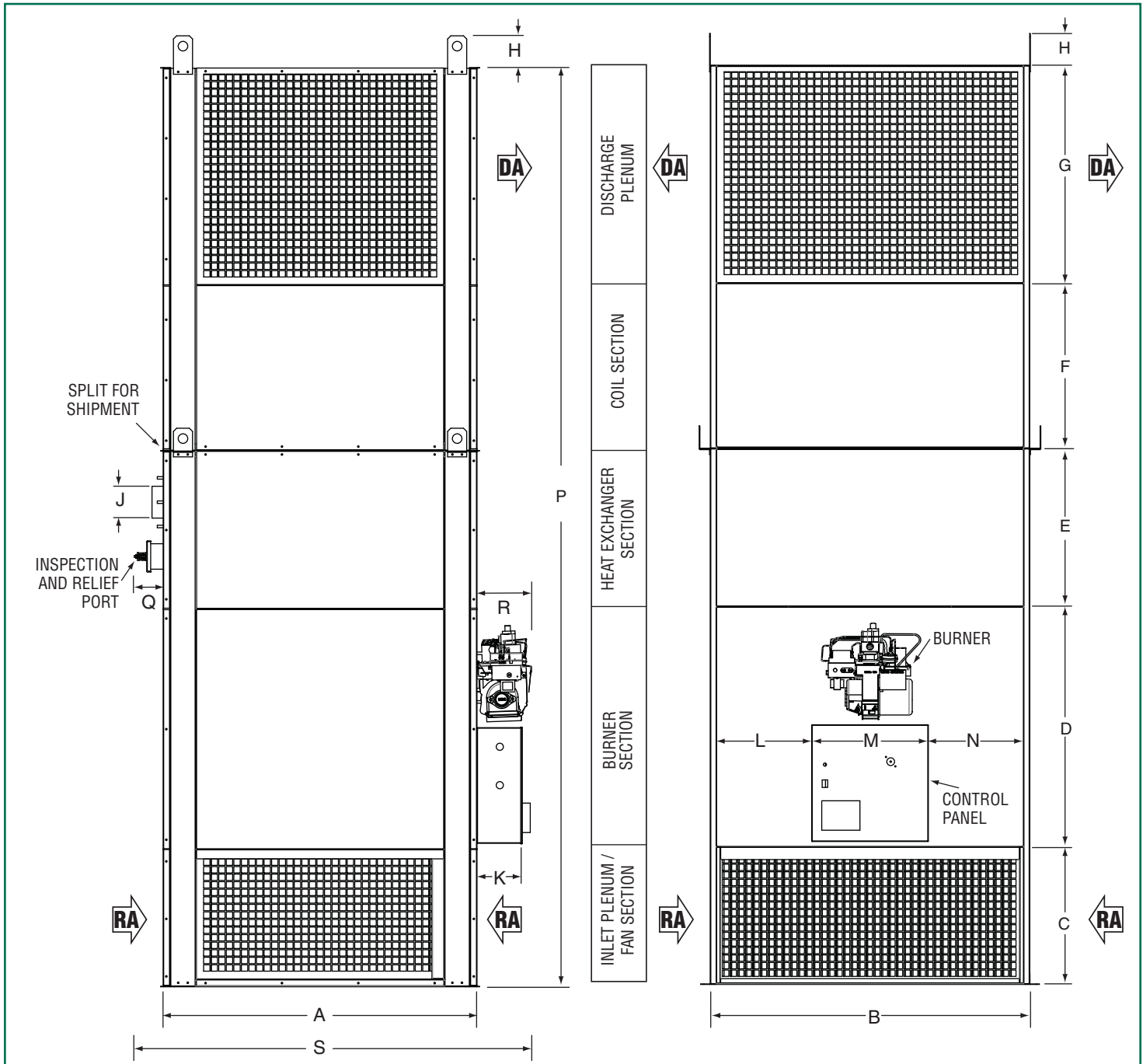
TECHNICAL DATA		SAAT-142					
		120/1/60	230/1/60	208/3/60	230/3/60	460/3/60	575/3/60
AIRFLOW	CFM	10,000	10,000	10,000	10,000	10,000	10,000
	m ³ /h	16,990	16,990	16,990	16,990	16,990	16,990
NUMBER OF PROPELLER FANS	–	1	1	1	1	1	1
PROPELLER FAN DIAMETER	in	42	42	42	42	42	42
SHEAVE TYPE	–	Adjustable	Adjustable	Adjustable	Adjustable	Adjustable	Adjustable
FAN MOTOR SIZE	HP	3*	5	5	5	5	5
FAN MOTOR TYPE	–	Single Speed, Premium Efficiency, TEFC					
TOTAL INPUT	Btu/h x 1000	400	400	400	400	400	400
	kW	117.2	117.2	117.2	117.2	117.2	117.2
TOTAL OUTPUT	Btu/h x 1000	340	340	340	340	340	340
	kW	99.6	99.6	99.6	99.6	99.6	99.6
EFFICIENCY	%	85	85	85	85	85	85
HEAT EXCHANGER PRESSURE DROP	in wc	0.5	0.5	0.5	0.5	0.5	0.5
GAS CONNECTION	in	3/4	3/4	3/4	3/4	3/4	3/4
	cm	1.9	1.9	1.9	1.9	1.9	1.9
MINIMUM INLET GAS PRESSURE	in wc	5.5	5.5	5.5	5.5	5.5	5.5
MAXIMUM INLET GAS PRESSURE	in wc	14	14	14	14	14	14
FLUE DIAMETER	in	2	2	2	2	2	2
	cm	12.7	12.7	12.7	12.7	12.7	12.7
MAXIMUM FLUE LENGTH	ft	40	40	40	40	40	40
	m	12.2	12.2	12.2	12.2	12.2	12.2
COOLING CAPACITY	T	20	20	20	20	20	20
	kW	70.3	70.3	70.3	70.3	70.3	70.3
COIL PRESSURE DROP	in wc	0.5	0.5	0.5	0.5	0.5	0.5
REFRIGERANT	–	R410A	R410A	R410A	R410A	R410A	R410A
COIL DESIGN	–	A-frame	A-frame	A-frame	A-frame	A-frame	A-frame
COIL CIRCUITS	–	2	2	2	2	2	2
COIL CIRCUIT DESIGN	–	Intertwined	Intertwined	Intertwined	Intertwined	Intertwined	Intertwined
DISCONNECT FUSE SIZE	A	50	40	25	25	15	12
FULL LOAD AMPS	A	39.0	24.5	18.0	17.0	9.5	8.2
FAN MOTOR CURRENT DRAW	A	34.0	20.5	14.0	13.0	6.5	5.2
BURNER CURRENT DRAW @120V	A	12.0	12.0	12.0	12.0	12.0	12.0
CONTROLS CURRENT DRAW @120V	A	5.0	5.0	5.0	5.0	5.0	5.0

*Note that a 120/1/60 unit is not available for heat-cool operation.

WEIGHTS		SAAT-142
AIR-ONLY UNIT	lb	1200.0
	kg	544.3
HEAT-ONLY UNIT	lb	1400.0
	kg	635.0
COOL-ONLY UNIT	lb	1350.0
	kg	612.3
HEAT-COOL UNIT	lb	1550.0
	kg	703.1

CLEARANCES TO COMBUSTIBLES		SAAT-142
TOP	in	18.0
	cm	45.7
SIDES	in	18.0
	cm	45.7
AROUND FLUE	in	18.0
	cm	45.7

SMALL INDIRECT-FIRED AIR TURNOVER UNIT DIMENSION DATA



DIMENSIONS

	A	B	C	D	E	F	G	H	J	K	L	M	N	P	O	R	S
in	50.1	53.2	21.6	37.7	24.9	25.8	34.2	5.0	5.0	7.0	16.0	18.3	15.9	144.2	4.0	11.0	65.1
cm	127.3	135.1	54.9	95.8	63.2	65.5	86.9	12.7	12.7	17.8	40.6	46.5	40.4	366.3	10.2	27.9	165.4

IMPORTANT NOTES:

- All dimensions are subject to change without notice.
- Due to height of unit, additional support is recommended for top of unit.

FILTERS

FILTER QTY	FILTER SIZE		FILTER TYPE
2	in	16 x 20 x 1	30% Polyester
	cm	40.6 x 50.8 x 2.5	
6	in	16 x 16 x 1	30% Polyester
	cm	40.6 x 40.6 x 2.5	

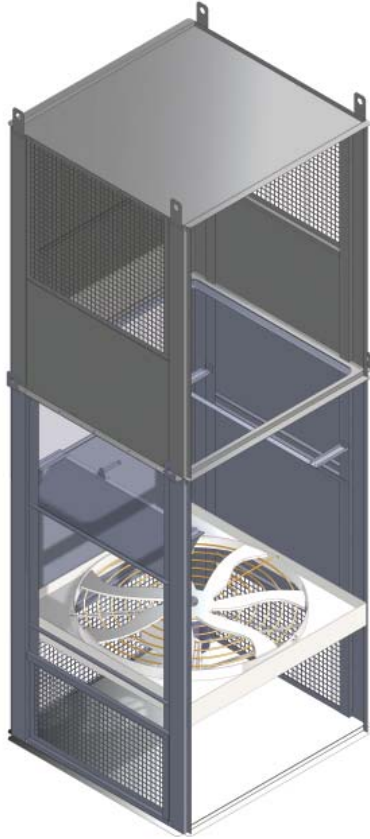
LEGEND

DA = Discharge Air

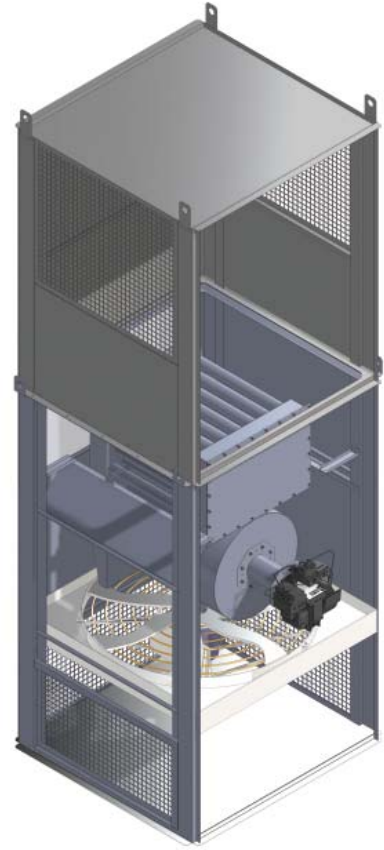
RA = Return Air

SMALL INDIRECT-FIRED AIR TURNOVER UNIT CONFIGURATIONS

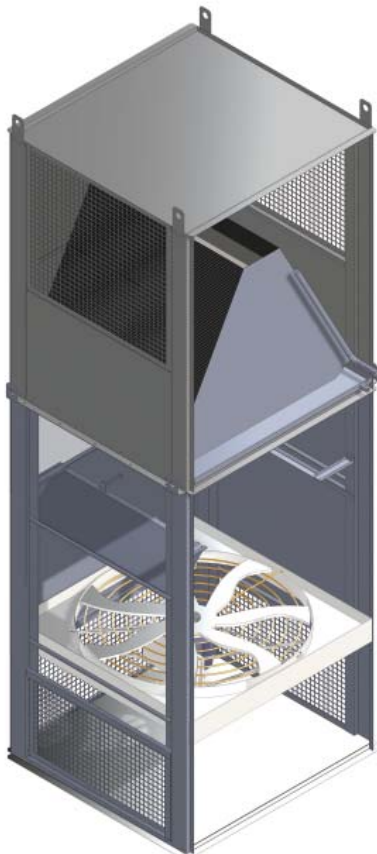
AIR-ONLY UNIT



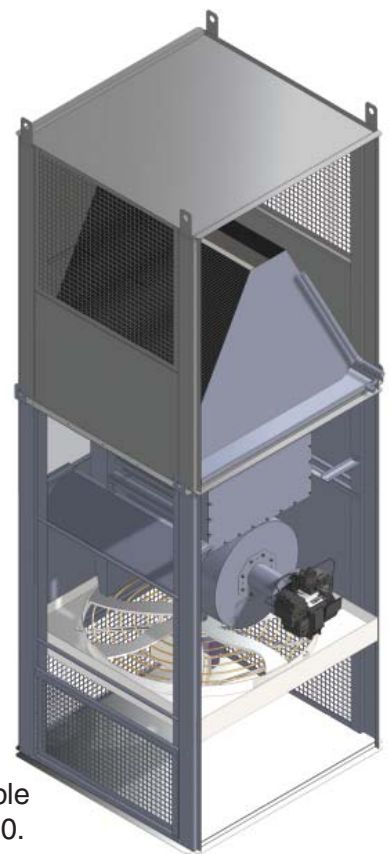
HEAT-ONLY UNIT



COOL-ONLY UNIT



HEAT-COOL UNIT



Note:
Not available
for 120/1/60.



THANK YOU FOR YOUR BUSINESS™

ADDISON®

**7050 Overland Road
Orlando, FL 32810 U.S.A.
Telephone: +1.407.292.4400
Fax: +1.407.290.1329
www.addison-hvac.com**

Installation Code and Quarterly Inspections: All installation and service of ADDISON® equipment must be performed by a contractor qualified in the installation and service of equipment sold and supplied by Addison and conform to all requirements set forth in the ADDISON® manuals and all applicable governmental authorities pertaining to the installation, service and operation of the equipment. To help facilitate optimum performance and safety, Addison recommends that a qualified contractor conduct quarterly inspections of your ADDISON® equipment and perform service where necessary, using only replacement parts sold and supplied by Addison.

Further Information: Applications, engineering and detailed guidance on systems design, installation and equipment performance is available through ADDISON® representatives. Please contact us for any further information you may require, including the Installation, Operation and Service Manual.

These products (with the exception UHA[X][S]30 - 75) are not for residential use.

This document is intended to assist licensed professionals in the exercise of their professional judgment.

© 2012 Addison All rights reserved. No part of this work covered by the copyrights herein may be reproduced or copied in any form or by any means - graphic, electronic, or mechanical, including photocopying, recording, taping or information storage and retrieval systems - without the written permission of Addison.